



MASSEY FERGUSON



MF 5S SERIES

115-145 HP

BEST IN ITS CLASS FOR
HAY AND LIVESTOCK PROCEDURES

MF 5S

MOVE INTO A NEW ERA OF POSSIBILITIES

With a choice of 3 models, the new Massey Ferguson® 5S Series is simply the best tractor in its class for hay and livestock producers. You need exceptional visibility, and the MF 5S delivers with a narrow steep-nose hood and extremely slim dashboard. We pioneered this innovation in 1993, and the MF 5S continues that tradition and builds on it with a totally new design.

This new series offers excellent maneuverability and versatility for work on the farm, in the field or on the road. It provides substantial power, maximum agility, well-engineered quality and a new distinctive style.

With its high-performance driveline, high levels of comfort and wide choice of equipment and options, the MF 5S can tackle any challenge and any task on your farm.



MF 5S BENEFITS AT A GLANCE

STRAIGHTFORWARD OPERATIONS

- ▶ The sector benchmark for engine power and torque
- ▶ Excellent maneuverability (157 in. turning radius)
- ▶ Front axle and cab suspension system improve comfort
- ▶ High level of comfort and superb control
- ▶ MF Smart Farming Solutions for more accuracy

OUTSTANDING VISIBILITY

- ▶ Steep-nosed high visibility hood, down to just 13 ft. ahead of the tractor
- ▶ Slim dashboard and optional Visio roof
- ▶ Perfect for loader applications

GREAT POWER FOR ANY APPLICATION

- ▶ Powerful engines, transmission choice and excellent stability
- ▶ High flow hydraulics and great agility
- ▶ Responsive hydraulic systems for fast, precise control
- ▶ Impressive PTO power



THE MF 5S

SEE WHAT MAKES IT TICK

1 ULTIMATE COMFORT FOR A MORE PRODUCTIVE WORKING DAY

- ▶ Wide choice of specifications available through the Classic and Deluxe trims.
- ▶ Easy-to-access cab offers the best visibility on the market from its large windows (64.4 sq. ft.).
- ▶ New front axle suspension further improves comfort.
- ▶ New armrest and perfect ergonomics mean all controls fall easily to hand for effortless operation.

2 LOW OPERATING COSTS

- ▶ AGCO Power™, four-cylinder, 4.4 liter engine complies with Tier 4 Final emission rules using the compact All-in-One after-treatment system.
- ▶ All models deliver more power and torque with reduced fuel and DEF consumption.
- ▶ An electronic wastegate turbocharger further improves performance and reduces emissions.

3 EFFICIENT DRIVELINES DELIVER HIGHER PRODUCTIVITY

- ▶ Proven transmission technology: Dyna-4 (16x16) or Dyna-6 (24x24) offering seamless shifting.
- ▶ Super-Eco operation attains 25 mph at a low 1,530 rpm helping to significantly cut fuel consumption and increase driving comfort.



4 EQUIPPED TO WORK FASTER WITH MORE IMPLEMENTS

- ▶ A wide choice of hydraulic systems offer open and closed center systems offering up to 15-29 gallons per minute of flow.
- ▶ Double-up operations with the new front linkage design offering lift capacities up to 6,600 lbs. while the stronger, rear linkage lifts up to 10,300 lbs.

5 OPTIONAL LIGHT PACKAGE

- ▶ Up to 12 optional LED lights provide outstanding visibility for working at night.

6 THE PERFECT LOADER PARTNER

- ▶ Best-in-class visibility, over the slim dashboard and narrow steep-nose hood, combines with great maneuverability and a choice of three hydraulic systems to provide exceptional pressure, flow and response.
- ▶ Left-hand Power Control lever changes direction, shifts speeds and selects neutral, while a choice of joysticks operate the loader, as well as change direction and speeds.



SMART FARMING SOLUTIONS

MF Guide™ offers pinpoint accuracy, improving economy by reducing overlaps

MF Section Control™ minimizes overlaps by controlling sections, while MF Rate Control adjusts the application rate on the move – saving precious inputs

MF Connect™ telemetry helps you manage fleet performance by remotely accessing machine data in real time to monitor and analyze operating information to maximize uptime

MF TaskDoc® and **MF TaskDoc® Pro** create and securely transfer detailed job records between the field and office

Datatronic™ 5, 9" touchscreen terminal for tractor functions, ISOBUS, MF Guide, MF Section Control and MF Rate Control, with intuitive operation to deliver more precise farming

Optional **Fieldstar™ 5 terminal** provides the convenience of another touchscreen display creating an easy-to-use precision farming package

	MF 5S	MF 5S.115	MF 5S.135	MF 5S.145
Engine type	AGCO Power T4F Compliant – All-in-One SCR Technology			
Front/rear linkage capacity	6,600 lbs. / 10,300 lbs.			
Engine capacity	4.4 L / 4 cylinder			
Transmission	Dyna-4 / Dyna-6			
Maximum power (PS) (ISO TR 14396)	115	135	145	
Max torque w/o EPM @ 1,500 rpm (ft/lbs)	339	398	405	
Versions	Classic and Deluxe			

A NEW FOUR-CYLINDER ENGINE: FOR COST-EFFECTIVE POWER


All MF 5S tractors are powered by a new AGCO Power four-cylinder, 4.4 liter engine that delivers maximum power from *ISO TR 14396 and up to 405 ft.-lbs. of torque on the largest model.

These compact engines use the advanced and highly efficient All-In-One SCR Technology. Massey Ferguson, together with AGCO Power, pioneered this SCR Technology as the most straightforward way to comply with the toughest emissions legislation without compromising power or productivity and with lower fuel and DEF consumption. The system uses the combination of a Diesel Oxidation Catalyst (DOC), Selective Catalytic Reduction (SCR) unit and Soot Catalyst (SC).


Further improving performance and emissions control is the electronic wastegate on the turbocharger, while the automatic low idle engine speed also cuts fuel consumption. The exclusive MF All-In-One's after-treatment components are located on the right side, below the cab, so there is no impact on visibility or cab access. This position maintains the good ground clearance and service access and allows fuel tank capacity to be increased to 52 gallons.

A new optimized airflow system improves engine cooling, which increases performance and boosts efficiency. Straightforward and simple servicing makes it easier to check and maintain your tractor, allowing you to start sooner and giving you more working time.





A new optimized airflow system improves engine cooling, which increases performance and boosts efficiency. Thanks to renewed wide grills and the new design, all radiators have full access to fresh air, providing maximum cooling efficiency.

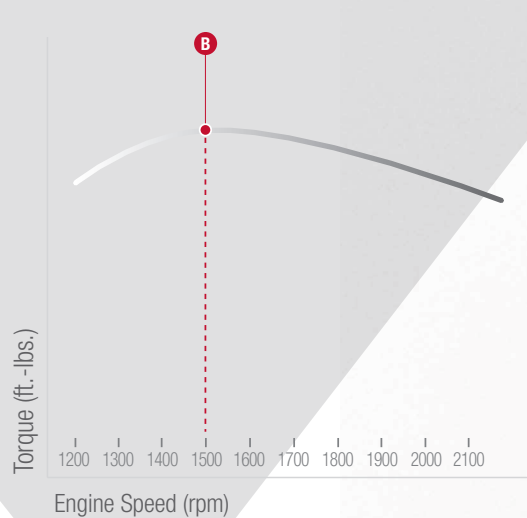
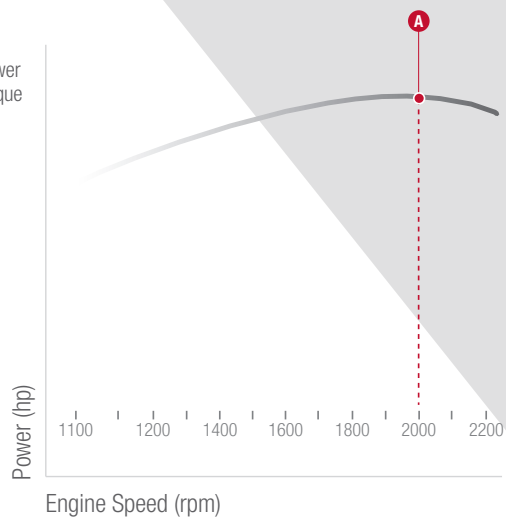


CONSTANT POWER

This curve clearly shows high power, with 'constant power' maintained down to 1,570 rpm.

This curve clearly shows how high level of torque is maintained between 1,300 and 1,900 rpm for greater torque ability and constant PTO Speed.

A. Maximum power
B. Maximum torque



THE EFFICIENT TRANSMISSION OF POWER

The MF 5S is available with the choice of two fully automated transmissions offering the most advanced technology in its category, best-in-class ease of use, smooth shifting, and efficiency delivering straight power to the ground. Easy to use. Smart to operate. Efficient and comfortable.





SIMPLE, MULTI-FUNCTION LEFT-HAND CONTROL

The exclusive Power Control lever provides convenient three-in-one, straightforward operation. Operators can shuttle between forward/reverse, shift Dynashift speeds and ranges and select neutral, leaving the right hand free to operate the loader or implement hydraulics.



RIGHT HAND T-HANDLE (STANDARD ON CLASSIC)

Renowned for its outstanding, robust reliability with smooth and effortless operation, Dyna-4 is easy to operate using the left-hand Power Control Lever or the T-Lever on the right hand console on Classic models.



MULTIPAD – CONTROL AT THE PALM OF YOUR HAND

As standard on Deluxe cab configurations, the Multipad lever operates the transmission as well as controlling cruise control, the rear linkage, PTO, headland management, spool valves through the integrated mini-joystick. All operations are easy to find and use for greater comfort.



AUTODRIVE

Autodrive automatically takes care of up and downshifting to maximize versatility and output. The response point is adjustable according to desired engine rpm parameters.



SUPERCREEPER

Close control in specialist low-speed tasks is assured with additional supercreeper gears, enabling forward speeds as low as .06 mph to be achieved.



COMFORT CONTROL

Smooth or quick shuttling – you choose by simply adjusting the Comfort Control that suits the job – slow and smooth or fast and efficient.

- ▶ Operators of all Dyna transmissions benefit from an exclusive and straightforward left-hand Power Control lever and pedal-free operation, which allow for simple operation and less user fatigue.
- ▶ The transmissions provide plenty of gears in the important 2.5-7.5 mph working range with well-spaced speed difference. The AutoDrive option automatically takes care of changing to maximize output and efficiency, with the operator able to set the engine rpm when the changes are made. Speedmatching automatically selects the most appropriate powershift ratio for the speed when gears are changed.
- ▶ Further easing operation is the Brake-to-Neutral feature, which disconnects Drive when the brake pedal is pressed.
- ▶ Operators can fine-tune the transmission by adjusting shuttle responsiveness to suit the speed of change required. They can also set different speeds to start off in forward and reverse and set two cruise control speeds (depending on model).

Dyna4

Massey Ferguson engineers have optimized the renowned Dyna-4™ transmission to perfectly match the higher performance of the new MF 5S Series.


Available for all the models in the new MF 5S Series, this transmission delivers unrivaled productivity, control and convenience, with completely clutchless shifting of 16 forward and 16 reverse speeds.

Renowned for its outstanding, robust reliability with smooth and effortless operation, Dyna-4 is easy to operate using the left-hand Power Control Lever or the T-lever on the right-hand console on Classic models. Control is via the Multipad on Deluxe models with a new ergonomic armrest.

Speedmatching and AutoDrive options also come with Brake-to-Neutral, which activates the clutch as soon as the brakes are applied. AutoDrive automatically changes gears according to the load, while Speedmatching automatically selects the correct Dyna-4 speed to match the forward speed when changing gears. These output-enhancing features improve efficiency and convenience and are particularly useful for loader operations.



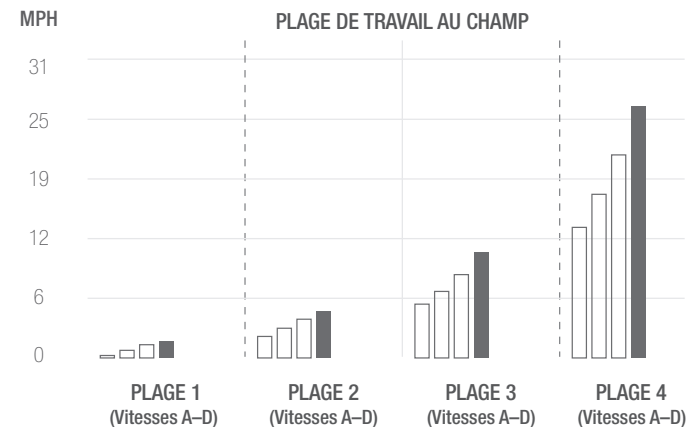
16x16
Speeds



DYNA-4 HIGHLIGHTS

- ▶ Exceptional performance on the farm, field or on the road – 16 forward and 16 reverse speeds on one lever, all shifted without using the clutch
- ▶ Speedmatching selects the best Dynashift ratio when shifting range
- ▶ Ultimate ease of use with left-hand Power Control lever, T-Lever or Multipad lever
- ▶ Convenient loader operation, with Comfort Control to set smooth or rapid shuttling
- ▶ Transmission shifts to neutral when the brake pedal is pressed, for single pedal operation in loader work
- ▶ Select Pedal or Lever mode for optimum comfort and productivity


DYNA-4 TRANSMISSION





Developed specifically to enable the MF 5S tractors to deliver class-leading dynamic performance and reliability, the latest Dyna-6™ semi-powershift transmission provides six Dynashift ratios, optimally spaced in four ranges – all of which can be changed without using the clutch pedal.

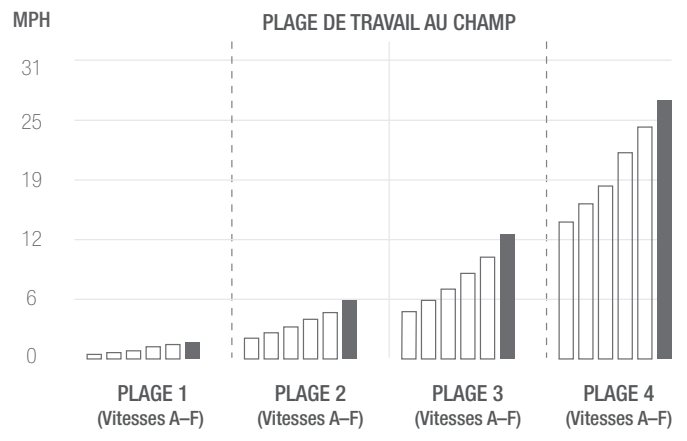
Dyna-6 offers 24 clutchless ratios, all benefiting from AutoDrive management, which automatically changes to the most appropriate ratio to match the engine load and prevailing conditions. AutoDrive also cuts costs, with standard Super-Eco ensuring top speed is achieved at a very low engine rpm, cutting fuel consumption – achieving 25 mph @ 1,530 rpm (depending on tires). The Dyna-6 transmission is ideally suited to match the longer wheelbase to enhance the four-cylinder powered tractors' exceptional versatility. In addition to delivering the outstanding control convenience for efficient loader operation, it is also superbly equipped for fieldwork.



DYNA-6 HIGHLIGHTS

- ▶ Maximum productivity from 24 forward and 24 reverse speeds, with clutchless changing
- ▶ Power Control lever offers three functions in one – forward/reverse shuttle, declutch and speed shifting
- ▶ 12 speeds in the Field Working Range
- ▶ Brake pedal puts transmission in neutral
- ▶ Eco mode as standard
- ▶ Supercreeper speeds option (48x48)
- ▶ 25 mph Super-Eco transmission at only 1,530 rpm reduces noise in the cab and fuel consumption

DYNA-6 TRANSMISSION



HYDRAULIC POWER TO ENERGIZE THE MOST DEMANDING TASKS

The MF 5S Series is engineered for hard work with uprated lift capacities that allow it to carry heavier loads and work faster with modern implements and machines.

HIGH-CAPACITY REAR LINKAGE

Specifically optimized for the new MF 5S, the rear linkage boasts an impressive lift capacity of up to 10,300 lbs., in some specific circumstances, enabling it to lift and handle heavy mounted equipment with ease. Fully adjustable lift rods and heavy-duty stabilizers provide plenty of adjustment for the perfect attachment and setting for a wide range of mounted and semi-mounted implements. A total of up to four spool valves are available to operate more complex modern machinery.

AUXILIARY SPOOL VALVES

A wide choice of spool valves and control options help you make the most of modern implements and ease operation.

Depending on your tractor's specification, you'll find up to four spool valves to meet your needs:

- ▶ Get straightforward mechanical control of the spool valves on the Classic models, with a dedicated joystick option for precise loader control and added comfort
- ▶ In Deluxe models you'll find a new Multipad with a micro joystick for the first and second spool valves, which work in combination with mechanically operated levers for the third and fourth spool valves. An armrest-mounted electronic joystick option provides further comfort and precision
- ▶ Deluxe model operators have the option to benefit from the new Multipad with a micro joystick as well as the option to upgrade to two fingertip electro-hydraulic controls on the console

PTO ENGAGEMENT

The PTO is engaged electro-hydraulically, using a three-position switch (On, Off, and Lock/Brake). The PTO can also be engaged and disengaged using external fender-mounted switches.

- ▶ **Optional 540/540E/1000 Independent PTO**
- ▶ **540E 'Economy' speeds achieved at an economical 1,560 engine rpm speed to save fuel and reduce operating costs**
- ▶ **Automatic control engages and disengages PTO when the rear linkage is raised and lowered**



Operator control comes from the switch mounted on the right-hand console



◀ Elector-hydraulic PTO speed selection

INDUSTRY-LEADING ELECTRONIC LINKAGE CONTROL (ELC)



The latest Electronic Linkage Control (ELC) system provides precise and responsive operation of the linkage functions, ensuring accurate control of the working depth for soil-engaging implements and working height for mounted implements.




Accurate electronic control provides convenient and simple linkage operation. The ELC potentiometer is carefully positioned to the right of the operator for comfortable and easy use, providing precise control of implement depth as well as lifting and lowering the linkage.

The Electronic Lift Control panel provides straightforward adjustment of other rear linkage functions helping to improve productivity.



Useful standard features include: Active Transport Control, which automatically absorbs shocks on the road, as well as external lift/lower controls, located on the right and left-hand fenders.



FUNCTIONS INCLUDE

Position/Intermix/Draft control – For precise operation with all types of implements

Rate of linkage lowering control – For optimum adjustment and including lock

Maximum lift height control – Accurately sets the lift height and protects the PTO drive shaft, the tractor and the implement while reducing cycle times during headland turns

Lift/Lower/Height/Depth control – Allows for precise adjustment and ensures accurate control

Active Transport Control (ATC) – Provides shock damping for the rear linkage

HIGHLIGHTS

- ▶ A standard open-center 15 gpm system provides plenty of flow and pressure to the linkage and external hydraulic functions for lifting heavy equipment or powering ancillary accessories.
- ▶ Optional open-center combined 26 gpm flow employs a simple, novel design to generate continuous flow. This provides full flow to separate functions, such as the linkage and spool valves, as well as providing higher efficiency and power for loader applications.
- ▶ Optional closed-center, high-flow 29 gpm system for the fastest hydraulic response. This employs a variable displacement swash plate pump and load-sensing control to deliver high flowrates at low engine speeds, helping to maintain high output with economy. The variable flow pump only supplies oil on demand, responding to deliver to the implement's actual requirements at the time, resulting in faster operation and improved efficiency.

Model	Transmission	Open center system		Closed center system
		15 gpm	26 gpm	29 gpm
MF 5S Classic	Dyna-4	○	○	●
MF 5S Deluxe	Dyna-6	-	○	●

- Not available ● Standard specification ○ Optional

EFFORTLESS MANEUVERABILITY

Compact and maneuverable, MF 5S tractors are easy and comfortable to use – in the field, on the road and around your farm.

FOUR-WHEEL DRIVE AND DIFFERENTIAL LOCK

- ▶ Automated control – A smart transmission controller automates frequently-used functions, including differential lock, PTO and Speedmatching transmission
- ▶ Hydralock delivers true four-wheel drive with fast and fully simultaneous engagement of the front and rear differential locks
- ▶ Center-mounted (enclosed) driveshaft offers excellent ground clearance
- ▶ Tight, 13-ft. radius steering provides excellent maneuverability for loader work and fast headland turns in the field



A new, stronger suspended front axle offers an industry-leading 13-ft. turning radius. Working with the new 6,600 lbs capacity front linkage, which can now lift an extra 2,400 lbs., it helps improve efficiency, enabling the tractors to use larger front-mounted equipment. Extra comfort is offered by the electronically controlled hydraulic suspension, which uses two longer stroke cylinders and three accumulators to absorb shocks.

SPEEDSTEER FOR EXACT TURNS


SpeedSteer simplifies headland turning and maximizes productivity in the field and loader operations. This useful option, which provides quick and easy maneuvering, allows operators to adjust the steering ratio to reduce the number of steering wheel revolutions required to make turns. The system can be switched on or off and automatically disengages at speeds above 11.2 mph, improving operation at high speed in the field and on the road.

FADE-FREE BRAKING

Get efficient braking from large disc brakes cooled by constant pressure lubrication. Both pneumatic and hydraulic trailer brakes are optional on both the Classic and Deluxe Models of the 5S.

TIGHT TURNING RADIUS

Excellent maneuverability eases loader operations when working on the farm or in the lot and turning on the headland. Specially designed cutaways in the chassis and hood help deliver a turning radius of 13 ft. – one of the best on the market, making it easier to access confined areas and buildings.





BETTER BY DESIGN

With the introduction of the MF 5S, Massey Ferguson continues its striking new era design first seen on the advanced, new MF 8S Series, following the same striking retro design with modern headlights and LED signature. This design pays tribute to the brand's heritage, incorporating an interpretation of the iconic MF gray saber stripe on the side and horse head collar motif on the hood, which dates back to the MF 100 Series.



VISIBILITY

Get an excellent view of your entire work area



69_{dB}

The quietest cab in the market today reducing stress and fatigue



62.4 ft.²

Glass surface, providing ease of operation and control on the job in hand

A WORKPLACE THAT YOU WON'T WANT TO LEAVE

ERGONOMICS

Large doors and wide, well-spaced steps offer easy access to the MF 5S cab. All operating information is where you need it on the comprehensive new dashboard, each switch is in the right place and all controls fall easily to hand.

The new armrest houses all the key elements, offering a blend of simplicity and ease of use, with all main functions ergonomically grouped. Here you will also find quick and convenient controls for other items such as Bluetooth, mobile device and radio.

BENEFIT FROM TOP CLASS COMFORT

A wide opening angle door and sill, with large steps set at a convenient angle to match natural movement, provide the easy access you need, particularly for jobs that require you to regularly get in and out.

For added operator comfort, you'll find a choice of seats to suit the work you do. Mechanical suspension is ideal for road applications, while a choice of automatic, air-suspended seats give extra comfort for long working days.

DASHBOARD WITH SIS – SETUP AND INFORMATION SCREEN

This slim dashboard design delivers a quick clear and easy view of operating data, presented on a 2.75 x 2 in. color screen. The clear, sharp and easy-to-read display shows a range of information including tractor performance, working area, working distance, fuel and DEF consumption as well as engine and transmission temperature.





As an operator of the new MF 5S Series, you'll sit comfortably in a quiet (just 69 db), high-productivity environment with straightforward controls that make it simple to get the best from the tractor.

The MF 5S Series comes equipped with high-quality standard features. These are complemented by useful optional equipment packages that give you more capability and greater efficiency.

An array of cab environments and packages offer you a wide choice of features and controls so you can tailor your MF 5S Series machine to your exact needs.

THE CLASSIC CAB

We call our base MF 5S cab configuration “Classic,” but it’s anything but basic. It provides all the key elements you would expect from Massey Ferguson, with a blend of simplicity, ease of use and versatility to fit the needs that require power and performance.

CLASSIC CAB FEATURES INCLUDE:

- ▶ Control Center with T-handle transmission lever
- ▶ Dyna-4 with Speedmatching
- ▶ Brake-to-Neutral disengages transmission into neutral when you brake
- ▶ Mechanical control of spool valves
- ▶ Air conditioning
- ▶ Telescopic large side mirrors, with wide angle
- ▶ Radio aerial and speakers

CLASSIC CAB OPTIONS:

- ▶ Integrated Front Linkage System
- ▶ Mechanical multi-function loader joystick
- ▶ MF Connect Telemetry system ready
- ▶ ISOBUS compatible Fieldstar 5 terminal for full precision farming package including video, MF Guide guidance system, MF Section Control, MF Rate Control and MF TaskDoc





- 1 Light controls
- 2 PTO speed
- 3 Rear linkage controls
- 4 Hazard lights
- 5 Ignition key
- 6 Diff. lock auto/manual
4WD auto/manual
Side lights/low beam lamps
Suspended front axle
Brake to Neutral
- 7 Rear PTO controls
- 8 Mechanical hydraulic lever
- 9 Gear selection lever
- 10 Hand throttle
- 11 Rear linkage controls & depth wheel

CLASSIC CAB CONTROLS

Available for all MF 5S Series tractors and intuitively positioned to ensure ultimate productivity at all times, the Classic cab console houses all the frequently used controls. Each instrument is clearly defined and laid out, providing quick and easy access. The pillar houses the less-used switches along with working lights and ignition key.

An armrest-mounted electronic joystick is available for Classic tractors specified with the 26.4 gpm combined flow system and specified as loader-ready from the factory. This not only provides smooth and precise loader operation, but also has buttons to control the transmission, the loader, the rear spool valves, or the front linkage.

THE DELUXE CAB

Equipped with key productivity-enhancing features, the Deluxe cab package helps you to work faster, to a higher standard and with more accuracy.

STANDARD DELUXE CAB FEATURES:

- ▶ Multi-function armrest with Multipad
- ▶ Multi-function loader joystick with transmission control
- ▶ Dyna-6 transmission with AutoDrive
- ▶ Air conditioning with manual adjustment
- ▶ Auto air-suspended swivel seat with armrest
- ▶ Electrical and mechanical controls of spool valves
- ▶ Large, telescopic side mirrors with wide angle
- ▶ Radio aerial and speakers
- ▶ Two USB ports

DELUXE CAB OPTIONS:

- ▶ Integrated front linkage system
- ▶ Multipad lever
- ▶ MF Connect Telemetry system ready
- ▶ ISOBUS compatible Fieldstar 5 terminal for full-precision farming package including video, MF Guide guidance system, MF Section Control, MF Rate Control and MF TaskDoc
- ▶ Superluxe air suspended seat



- 1 Electrical PTO speed selection
- 2 Electronic rear linkage adjustment
- 3 Rear PTO Switch and Auto PTO function
- 4 Transmission controls
- 5 Up to four spool valves can be specified as an option
- 6 Multifunction hydraulic joystick
- 7 Multipad lever including transmission control for effortless speed and range changes
- 8 Hand throttle
- 9 Rear PTO activation

DELUXE CAB CONTROLS

Available for all MF 5S Series tractors, Deluxe cab versions can come with the Dyna-6 transmission, with AutoDrive as standard.

Loader-ready tractors can be specified with an electronic multi-function joystick option, which is integrated into the armrest console. As well as operating the loader and transmission functions, this can also be used to control the optional front linkage.



A SUPERIOR TRACTOR-LOADER COMBINATION

The MF 5S Series tractors are designed specifically to deliver optimum handling ability working with MF FL Series loaders. Together they are the best-in-class combination, with the fully integrated loader now available factory-fitted to deliver ultimate performance.

MF FL Series loaders

		without parallel	with parallel linkage
		MF FL.4125	MF FL.4121
MF 5S		●	●
Maximum Lift Height - Measured at Pivot Pin	ft.	13.3	13.3
Maximum Dump Angle at Maximum Height	deg	56	57
Maximum Rollback Angle at Ground	deg	48	48
Lift Capacity Max Height - 31.5 in. From Pivot Pin	lbs.	2,866	4,365
Lift Capacity, 4.9 ft. Height - 31.5 in. From Pivot Pin	lbs.	4,122	4,630
Breakout Force - 31.5 in. From Pivot Pin	lbs.	4,564	5,049
Rollback Force, 4.9 ft. Height	lbs.	7,540	7,430
Digging Depth	in.	6.3	6.3

- 1** MF FL Series loaders have higher lift capacities and new rollback angles, which offer impressive material handling, particularly when using bucket attachments
- 2** Optional Visio roof for uncompromised visibility during loader operations
- 3** Easy connection and disconnection of loader and implement makes for very quick and straightforward mounting and operation
- 4** The loader sub-frame fits closely into the tractor chassis. This integrated structure is carefully designed and engineered to provide maximum strength and stability

- 5** New careful design provides plenty of space between the loader arms and the hood, resulting in excellent access to the engine area and air filter
- 6** Slim, steep-nosed hood is an excellent loader tractor trademark – providing superb visibility and the perfect view of the loader attachment and operation
- 7** Unique Massey Ferguson multi-function loader joystick

MF FL SERIES: THE ULTIMATE LOADER

- ▶ Designed for fitting to MF 5S Series tractors
- ▶ Clean loader arm design offers unrivaled visibility
- ▶ Enclosed pipework reduces the risk of damage
- ▶ 'Lock & Go,' semi-automatic connection and removal system simplifies mounting
- ▶ Fast coupling of all hoses
- ▶ Soft Drive protects the machine from shock loads
- ▶ Fully integrated operation through the range of MF 5S Series joysticks
- ▶ Simple fitting of a wide range of implements

MF 5S: ULTIMATE LOADER FEATURES

- ▶ Excellent visibility down to just 13 ft. ahead of the tractor over the slim dashboard and the narrowest steep-nose hood in the sector
- ▶ Highly maneuverable, agile design
- ▶ Choice of Standard or Visio roof
- ▶ A choice of three hydraulic systems providing exceptional pressure, flow and response
- ▶ Left-hand Power Control lever or right-hand T-handle to change direction, shift speeds and select neutral
- ▶ A choice of joysticks to operate the loader as well as change direction and speeds
- ▶ Brake-to-Neutral puts the transmission into neutral when the brake pedal is pressed, making loader operation easier and much more comfortable
- ▶ 'Comfort-Control' – Adjustable shuttle sensitivity – from slow and smooth to fast and dynamic direction changes
- ▶ Tractors can be ordered with factory-fitted loaders



UNRIVALED LOADER FEATURES

A host of dedicated design features make the MF 5S Series the best-in-class loader tractors. Equipped with the exclusively designed MF FL Series loader range, the MF 5S Series delivers the ultimate in loader application performance.

ALL UNDER CONTROL

All MF 5S Series tractors come with a choice of two different multi-function joysticks. These allow operators to control the loader, hydraulics and transmission at the same time, without taking your hand off the steering wheel, for optimum accuracy.

- ▶ Electronic – Classic – armrest mounted
- ▶ Electronic – Deluxe – integrated into armrest





VISIO ROOF

The superb Visio™ roof option provides improved visibility when stacking bales or loading trailers. The glass panel includes a sun blind that can be closed or slid open into the roof. The glass panel also provides a level of sun protection helping to keep operators cool in hotter conditions.



TOTAL CONTROL – ‘CLUTCH EFFECT’

This useful Brake-to-Neutral control automatically disengages the transmission when the brake is pressed. This means that with only one foot, the operator can brake and de-clutch at the same time, considerably easing operation, providing complete control.



NEW QUICK COUPLING SYSTEM

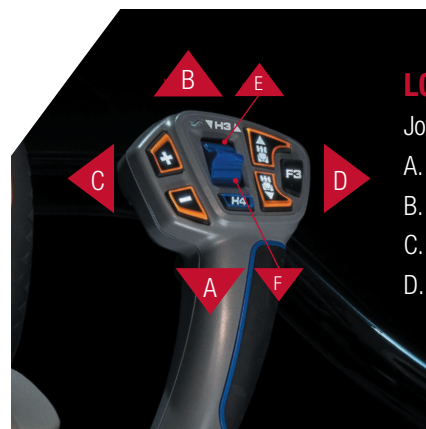
For faster hydraulic connection, a new quick coupling system is available as an option from the factory.

Enabling both the hydraulic and electrical connections to be made together in one go, it saves time when connecting or removing the loader. This compact system does not impact the visibility.



EASY AND FAST CONNECTIONS

For faster hydraulic and electrical connection, the QC6 multicoupler is available as an option.



LOADER OPERATION

Joystick main functions:

- A. Lift
- B. Lower
- C. Fill
- D. Dump

COMBINED FUNCTIONS

- A/C. Lift and fill
- A/D. Lift and dump
- B/C. Lower and fill
- B/D. Lower and dump
- A/C/E. Lift and close grab
- A/D/F. Lift and open grab

MADE FOR SMART FARMING & CONNECTIVITY

The New MF 5S series has taken Smart Farming and connectivity to new heights.

It features the MF 5S with the latest standard Connective Package, which comes with Real Time Information and Remote Service. What's more, it comes with a new and more intuitive Datatronic 5 interface as well as with the Fieldstar 5 terminal to control Smart Farming and Agriculture 4.0 features such as: MF Guide, MF Section and Rate Control as well as data transfer and management through MF TaskDoc and TaskDoc Pro.

06.23

01:53




72°F

START



Seeding



0 rpm

0%

F1

F2

F3



FV1

V1

V2

V3

V4



Valve 01 (P)

Valve 01

Valve 02

Valve 03

Valve 04

WORKING

ha

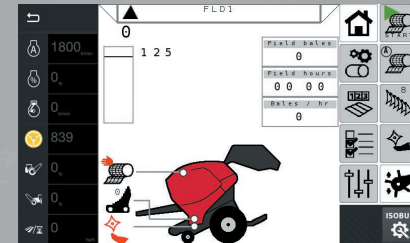
DATATRONIC 5

Powered by Fuse® Smart Farming Solutions

FUSE
SMART FARMING. SYNCHRONIZED.



▶ **Get full tractor management** such as, transmission, engine and hydraulic controls.



▶ **ISOBUS for total implement control** – ISOBUS allows an implement manufacturer's control system to be displayed on the terminal screen, saving owners and operators time and money, with no need to install additional monitors in the cab. Simply plug the implement lead into the tractor's ISOBUS socket and the system automatically uploads the operating menus and displays on the screen. MF 5S ISOBUS applies to the AEF certification.



▶ **Headland management settings** – The Datatronic 5 comes as standard with the most intuitive, straightforward and easy-to-use automatic headland management system available in the market. It is designed to save you significant time at headlands, allowing you to concentrate on the operation at hand so that you can maximize outputs with ease.



▶ **ISOBUS Multipad switch assignment** – ISOBUS implements can be controlled directly using the Multipad lever. Having all controls (tractor and implement) on the same lever is a lot more convenient than using additional displays and levers.



▶ **Memorize data and settings** – an unlimited number of user settings and configurations enable the system to record information during operation on area worked, fuel use, hours worked and much more. All the settings and parameters can be stored by the Datatronic terminal. All these settings can be stored and recalled to find the previous setting that was used on a tractor.

MFguide

FUSE SYNCHRONISED

MADE TO KEEP YOU ON TRACK

MF Guide is Massey Ferguson's full featured, hands-free steering system. MF Guide is capable of delivering pinpoint accuracy, increasing the efficiency of your farming operations.



CHOICE OF RECEIVERS & CORRECTION SIGNALS



xFill™ Technology
Should you lose your signal due to the terrain, MF Guide continues to work reliably up to 20 minutes without a correction signal thanks to Trimble®-xFill technology.




NovAtel



Trimble

With the new Massey Ferguson MF Guide, there are now two different receiver systems available, NovAtel® and Trimble. Existing Trimble RTK infrastructures on the farm, such as NTRIP, can continue to be used. Talk to your local Massey Ferguson dealer or distributor to find out more.



.79 in.: NovAtel/Trimble RTK

1.6-5.9 in.: NovAtel/Trimble optional correction signals

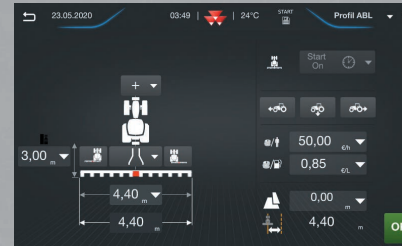
5.9-11.8: NovAtel/Trimble Standard



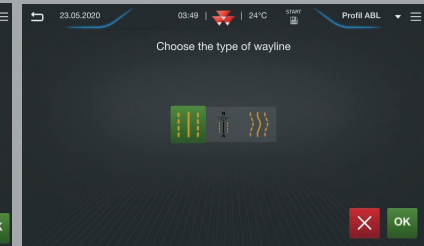


EASY, FAST SETUP WITH **GO MODE** FUNCTION

Starts up within 5 minutes, even for first time users. This allows the operator to begin working with auto-guidance/steering for the first time in three easy steps....



...IMPLEMENT...



...WAYLINE...



KEY BENEFITS **FOR YOU**



12% FUEL SAVINGS

Guidance systems are proven to save up to 12% fuel in field operations.



NO OVERLAPS

MF Guide virtually eliminates overlaps.



SAVINGS

Using MF Guide helps you save money by reducing overlaps, providing precise application and increasing efficiency.



COMFORT

Using MF Guide helps to reduce fatigue and stress by guiding you efficiently through your working day.



MF section control

FUSE SYNCHRONISED

MF Section Control is the new Precision Farming solution from Massey Ferguson providing the most advanced and most efficient Section Control features managing up to 36 sections and five applications. With the fully automatic Section Control for ISOBUS implements, operators can apply seeds, fertilizer or pesticides without overlapping. This prevents double treatment and areas worked outside of the field edges. With the aid of the straightforward and easy-to-use Section Control assistant, operators can set the correction values for each implement, quickly and easily. The system uses the tractor's GPS system to automatically turn on and off in individual sections in areas that have already been covered, which automatically results in economical application and enhanced yields.



MF rate control

FUSE SYNCHRONISED

Variable application with Variable Rate Control (VRC)

Data transfer with TaskDoc Pro now permits variable rate application, based on the needs of the soil or plants, and therefore saves operating inputs. The individual requirements for seeds, fertilizer and pesticides are shown on application maps. They are then called up during operation and automatically executed. The big advantage: operating inputs can be defined and planned with the aid of the field database and then applied with utmost precision. For example, you can tailor chemical or fertilizer application in areas as required, lowering input cost and further enhancing yields.

MFTask doc

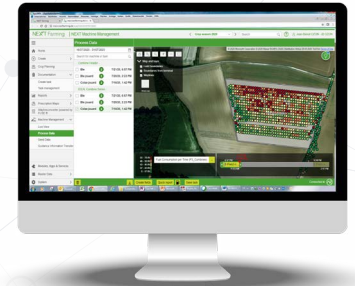
FUSE SYNCHRONISED

Information is power, with accurate data measurement and recording enabling more precision in decision making. The new TaskDoc system has a place in the future of agriculture, helping farmers to become more productive through the knowledge brought by putting precision-measured data at the business owner's fingertips.

With **TaskDoc** all job data can be recorded with minimal effort, documented in the field record and then analyzed – quickly. The data is transferred via USB drive from the Datatronic 5 terminal to the office using the ISOBUS standard TC-BAS. Data on the quantity of seeds and fertilizer applied or the fuel consumption is available immediately after the work is done.

The **TaskDoc Pro** version also enables recording of the GPS position data and data transfer in real-time via mobile. This makes automatic, seamless exchange with ISOXML-capable field management software and mapping possible. The data for the operating inputs that have been used are transferred and can also be monitored through the Datatronic 5 terminal while working.

AGRIROUTER



This universal data exchange platform lets you connect machinery and your Farm Management Information System (FMIS), regardless of vendor or manufacturer. You can also determine who to exchange data with, and to what extent. Agro Link is your ticket to the digitalization of agriculture, enabling you to retain control of your data.




MF 5S

SPECIFICATIONS


		MF 5S.115	MF 5S.135	MF 5S.145
ENGINE				
Engine type		AGCO Power – T4F Compliant with DOC + Soot Catalyst + SCR		
No. of cylinders / no. of valves / Capacity	No./No./in. ³	4 / 4 / 268.5		
Bore / Stroke	in./in.	4.25 / 4.72		
Aspiration		Turbo and intercooler		
Injection type		Common rail		
Fan type		Viscotronic		
Maximum power (PS) (ISO TR 14396)		115	135	145
PTO HP (SAE) 1000 PTO @ 2200 rpm	PTO HP	93	107	116
Engine rpm at maximum hp	rpm	2,000		
Maximum torque @ 1,500 rpm	ft.-lbs.	339.3	398.3	405.7
Fuel tank capacity / DEF tank capacity	g	52.8 / 5.3		
Maintenance interval	h	600		
TRANSMISSION DYNA-4 SEMI-POWERSHIFT GEARBOX WITH LEFT-HAND POWER CONTROL				
Number of gears	Fwd x Rev	16 x 16		
Min. speed @ 1,400 rpm**	mph	0.8		
No. of speeds with supercreeper	Fwd x Rev	32 x 32		
Min. speed @ 1,400 rpm* with supercreeper	mph	0.6		
TRANSMISSION DYNA-6 SUPER ECO-SEMI POWERSHIFT GEARBOX WITH LEFT-HAND POWER CONTROL				
Min. speed @ 1,400 rpm**	mph	0.7		
No. of speeds with supercreeper		48 x 48		
Min. speed @ 1,400 rpm* with supercreeper	mph	0.06		
Super-Eco transmission		25 mph @ 1,530 rpm		
REAR LINKAGE AND HYDRAULICS				
Controls		Height/depth, MF draft control, intermix, max height, lowering rate, shock absorber		
Lower links type	Cat	Cat 3N/2		
Lift capacity (@ frame & full stroke) (lbs)	lbs.	10,300		
Maximum oil flow - Open Center services pump		8.4 gpm supplying steering, brakes, diff lock, PTO, 4WD		
Maximum oil flow - Standard Open Center		15 gpm supplying spool valve and linkage (Classic)		
Maximum oil flow - Optional Open Center		26 gpm supplying rear linkage & spool valves (Classic)		
Maximum oil flow - Optional Closed Center		29 gpm Load Sensing system (Classic & Deluxe)		
Change to Max Pounds per square inch	PSI	2900		

	MF 5S.115	MF 5S.135	MF 5S.145
POWER TAKE-OFF (REAR)			
Operation / control	Independent / Electro hydraulic		
Standard PTO speeds	540 / 1000		
Optional PTO speeds	540 / 540 Eco / 1000		
Engine speed at			
540/1,000 rpm	1,920 / 1,960		
540 Eco rpm	1,560		
PTO shaft			
Standard	6 splines		
Optional	6 & 21 splines		
FRONT LINKAGE			
Maximum lift capacity lbs.	6,600		
BRAKES			
Type	Electro-Hydraulic (oil cooled)		
DIFFERENTIAL LOCK			
Type	Hydralock rear axle and front axle		
REAR TIRES			
Standard	460/85R38		
WEIGHTS AND DIMENSIONS			
(May vary depending on configuration. Please consult your dealer)			
Weight lbs.	10,500		
Maximum gross vehicle weight lbs.	20,900		
HEIGHT			
(with standard tires, approximate figure depending on tyre brand, pressure and load)			
Cab - Standard position with standard roof in.	108 in. with 18.4 R38 without beacon		
Cab - Low profile position with standard roof in.	105 in. with 18.4 R30 without beacon		
Wheelbase in.	100 in.		
Turning circle - Radius ISO 783-3 in.	157 in. with one 67 in. track & 340/85 R24		
A – Wheelbase in.	100 in.		
B – Overall length from front weight frame to rear linkage arms in.	170 in.		
B – Overall length from front weights to rear linkage arms in.	195 in.		
B – Overall length from front linkage (transport position) to rear linkage arms in.	176 in.		
C – Height from rear axle to top of cab with standard roof Standard, flat floor cab in.	80 in. without beacon		
C – Height from rear axle to top of cab with Low Cab, flat floor cab in.	77 in. without beacon		
D – Width, with (min / max) in.	79 / 93 in.		
E – Ground clearance (with 420/85 R 38 tires) in.	10.75 in. with R34 tire		





**APPLY
ONLINE**
FOR FINANCING



*APPLY NOW FOR PRE-APPROVAL**
www.masseyferguson.com



or scan the QR code to get started.



*Currently only available for individual applicants. Subject to credit review and approval and other terms and conditions. All financing is in AGCO Finance LLC's sole discretion. ©2022 AGCO Corporation. Massey Ferguson is a worldwide brand of AGCO Corporation. AGCO and Massey Ferguson are trademarks of AGCO. All rights reserved. | MF21B006FCv02



MASSEY FERGUSON

BORN TO **FARM**